

ACTS & FACTS

INSTITUTE FOR
CREATION RESEARCH

www.icr.org

OCTOBER 2015

VOL. 44 NO. 10

What Is Man?

page 5

The Amazing Design of the Human Body

page 9

The Ultrasonic War Between Bats and Moths

page 15

Evolution's Top Example Topples

page 16

Penguin Eggs to Die For

page 20



NOW IN ITS
2ND
EDITION!

UNLOCKING THE MYSTERIES OF GENESIS

Español

中文

한국어

This new edition of *Unlocking the Mysteries of Genesis* contains **English** closed captions and subtitles in **English, Spanish, Chinese, and Korean!**

Groundbreaking 12-DVD series
at this special price!

\$99.00 DUTMG01

Includes one viewer guide—additional
viewer guides sold separately.




Unlocking the Mysteries of Genesis supports a biblical worldview with scientific evidence and answers the most controversial questions of faith and science.

Packed with cutting-edge research and dynamic visuals, each 22-minute episode takes viewers on a journey through topics ranging from the origins of life to evolution to the age of the universe and Noah's Flood.

This is a fantastic resource for small groups, Bible studies, or a church-wide series. Get equipped with powerful answers to defend your faith!

Please add shipping and handling to all orders.
To order, visit ICR.org/store or call **800.628.7640**.



Unlocking the Mysteries of Genesis Student Guide

Get the companion Student Guide
for only **\$14.99!**

BUTMGSG

Buy two for \$22.00!

(regular price \$29.98)

SBUTMGSG

Filled with dozens of educational activities and cool facts about creation, our Student Guide equips viewers with even more knowledge about every episode of *Unlocking the Mysteries of Genesis*. Designed to provide exactly what you need to make creation science a part of your student's curriculum!

Published by
INSTITUTE FOR CREATION RESEARCH
P. O. Box 59029
Dallas, TX 75229
214.615.8300
www.icr.org

EXECUTIVE EDITOR

Jayne Durant

SENIOR EDITOR

Beth Mull

EDITORS

Michael Stamp
Truett Billups
Christy Hardy

DESIGNER

Dennis Davidson

No articles may be reprinted in whole or in part without obtaining permission from ICR.

Copyright © 2015
Institute for Creation Research



5




9



15



16



20

FEATURE

5 What Is Man?

HENRY M. MORRIS III, D.Min.

9 The Amazing Design of the Human Body

RESEARCH

14 Creation Research Society Meets at ICR

JASON LISLE, Ph.D.

BACK TO GENESIS

15 The Ultrasonic War Between Bats and Moths

FRANK SHERWIN, M.A.

16 Evolution's Top Example Topples

BRIAN THOMAS, M.S.

CREATION Q & A

17 Can Carbon Dating Be Trusted?

BRIAN THOMAS, M.S.

LEGACY

18 Conformed to His Image

HENRY M. MORRIS, Ph.D.

APOLOGETICS

20 Penguin Eggs to Die For

JAMES J. S. JOHNSON, J.D., Th.D.

STEWARDSHIP

21 Giving Opportunities This Fall

HENRY M. MORRIS IV



Made to Resemble Our Creator

When someone sees a newborn baby for the first time, they often say something like “I can tell she’s a Smith because she has her grandmother’s eyes” or “He looks just like his dad.” The resemblance is expected—kids will most likely look like their parents and other family members. God made us that way.

Not only did He intend for our physical features to resemble our ancestors, He also designed us to resemble Him—to express His nature, His character, His spirit. He created us to look like Him. He created us in *His* image.

Theologians and lay Christians often debate the meaning of the words “made in His image,” but the bottom line is that God designed us to be like Him. He created us distinct from all other creatures, uniquely able to reason, be creative, demonstrate a moral conscience, communicate with language, and have relationships with others. We are most like Him because we are more than flesh—He created us with a spirit. Even more incredible is that beyond those general similarities, each human is unique from all other humans. Each of us is a one-of-a-kind expression of God’s creative abilities. We really are “fearfully and wonderfully made” (Psalm 139:14).

ICR’s new DVD series, *Made in His Image*, highlights the way God has designed mankind. The series focuses on God’s creative design in us and highlights His incredible work in the human body. As Dr. Henry Morris III says in his article “What Is Man?” (pages 5-7),

“Your jaw will drop and your heart will rejoice at what God has done...only a Master Engineer could do such a wonderful thing.”

Made in His Image includes the expertise of Dr. Randy Guli-uzza—a professional engineer and medical doctor. In each episode, he discusses the marvels of God’s engineering of the human body. “The Amazing Design of the Human Body” (pages 9-11) describes how the series “showcases God’s incredible design in the human body and demonstrates that there’s so much more to us than just well-engineered physical anatomy.” We look forward to making this special resource available to you very soon (pages 12-13).

We are also excited about how the Lord is moving in our museum project. As Dr. Morris mentioned last month, ICR has long hoped to build a museum and planetarium in the Dallas/Fort Worth area to provide a place where people can see how science confirms creation (page 19). As with our new DVD series and the previous series, *Unlocking the Mysteries of Genesis*, we have a particular burden to reach the next generation with God’s creation truth, and this museum will play a big part in that effort. We invite you to partner with us in this great endeavor.

Jayme Durant

Jayme Durant
EXECUTIVE EDITOR



What Is Man?

HENRY M. MORRIS III, D.MIN.

*LORD, what is man, that You take knowledge of him?
Or the son of man, that You are mindful of him?*

— P S A L M 1 4 4 : 3 —

Three passages of Scripture ask this question. The psalmist asked it in the above text, and in Hebrews 2:6 the intense writer of that book quoted from the parallel passage in Psalm 8:4. In each of these sections, the wonder behind the question was the amazing authority that God the Creator had conferred on man, who had obviously really blown it. Natural experience would seem to imply that God had something of a lapse in judgment by delegating a key managerial role over the planet to a being whose first major decision was to rebel against his very Maker!

Obviously, God does not—nor did He then—make a mistake.

What, then, is man? Why did the omnipotent and omniscient Creator grant such far-reaching abilities to humanity? How can we find a reasonable answer to such a question? If indeed there is a Creator, and if He has revealed something of Himself in recorded text, where can we find evidence of His sovereign design and planning for such a weighty responsibility?

Day Six

Then God said, “Let Us make man in Our image, according to Our likeness; let them have dominion over the fish of the sea, over the birds of the air, and over the cattle, over all the earth and over every creeping thing that creeps on the earth.” So God created man in His own image; in the image of God He created him; male and female He created them. (Genesis 1:26-27)

These are familiar words to most of us, but what a profound design is behind this magnificent choice of words. After building a universe that displays information about the “invisible attributes” of Himself (Romans 1:20) and structuring “speech” and “knowledge” in the processes of every day and night (Psalm 19:1-3), God now reveals He will create a being that will represent Him both in likeness and in authority!

The universe and planet Earth were ready for life on Day Five. God created the living things that would fill the



seas and the sky by the multiplied thousands. The waters would “abound with an abundance of living creatures” and the birds would fly “across the face of the firmament of the heavens” (Genesis 1:20). Then early the next day, God brought into existence the “cattle and creeping thing and beast of the earth” (1:24)—again in numbers that stagger our imagination. Evolutionary considerations aside, whatever is implied by these statements, the creation of these living creatures offers a vast reservoir of insight into the amazing variety and wonder of God’s limitless knowledge. (Contemplate God’s many rhetorical questions to Job in chapters 38 through 41 when you have the leisure to peek into God’s direct oversight of His creation.)

But God’s plan also included a manager for the planet. That’s us.

The Personal Touch

There are a number of passages that indicate the personal involvement of the Creator with the myriad “kinds” of sea, air, and land creatures, but the specificity of God’s personal touch with the bodies of Adam and Eve is stunning!

And the LORD God formed man of the dust of the ground, and breathed into his nostrils the breath of life; and man became a living being. (Genesis 2:7)

And the LORD God caused a deep sleep to fall on Adam, and he slept; and He took one of his ribs, and closed up the flesh in its place. Then the rib which the LORD God had taken from man He made into a woman, and He brought her to the man. (Genesis 2:21-22)

He who planted the ear, shall He not hear? He who formed the eye, shall He not see? (Psalm 94:9)

These descriptions are not about a sweeping “abundance” swarming in the waters or “every kind” of “moving creature” filling the land. This is a personal, hands-on attention to detail. This is “forming” the eye and “planting” the ear. Yes, this could be some form of poetic license of the songwriter, but the language and the narrative

of Genesis insist on a one-time event of a one-of-a-kind representative of the Creator Himself. The word picture drawn is of the Creator reaching down into the dirt of the planet that He made, sculpting the body of His own image, and personally placing that body into a garden that the Creator prepared for His manager to live in.

The LORD God planted a garden eastward in Eden, and there He put the man whom He had formed. (Genesis 2:8)

Twice God used the word translated as “formed” when describing what He did to make the physical body of Adam. The Hebrew word *yatsar* is used 62 times in the Old Testament, and it always implies “fashioning” or “shaping” something. When God was teaching Jeremiah about His sovereign authority, He told him to go to the potter’s house and watch the potter make a clay jar (Jeremiah 18:2-4). The word translated as “potter” is the Hebrew *yatsar*. Just so, God was the “Potter” using the “clay” from His planet to form the human body! The apostle Paul used that conversation with Jeremiah to de-



fine our place in the order of things. We were formed by the Potter and can certainly not talk back to the One who formed us!

But indeed, O man, who are you to reply against God? Will the thing formed say to him who formed it, “Why have you made me like this?” Does not the potter have power over the clay, from the same lump to make one vessel for honor and another for dishonor? (Romans 9:20-21)

When Adam later described what he knew the Creator had done to make the body of the woman whose substance came out of his own body, he said: “This is now bone of my bones and flesh of my flesh; she shall be called Woman, because she was taken out of Man” (Genesis 2:23). Later, Paul would tell Timothy that “Adam was formed first, then Eve” (1 Timothy 2:13). The New Testament Greek word translated as “formed” in both of those records by Paul is *plasso* and can only mean shaped by hands. The Bible is certainly consistent.

How About Now?

I suppose some might think that the perfect bodies of Adam and Eve were totally unique, and that since Adam’s sin and rebellion brought death into the world (Romans 5:12), the resulting bodies of

their descendants are no longer “special” or “wonderful.” However, the Bible seems to go out of its way to take the opposite position.

I will praise You, for I am fearfully and wonderfully made; marvelous are Your works, and that my soul knows very well. My frame was not hidden from You, when I was made in secret, and skillfully wrought in the lowest parts of the earth. Your eyes saw my substance, being yet unformed. And in Your book they all were written, the days fashioned for me, when as yet there were none of them. (Psalm 139:14-16)

David is talking about *his* body! And there is more. God seems to go out of His way to let us know that every one of us—especially those of us who have been twice-born and have begun to know the marvels of God’s care and calling—is the work of His hands.

Therefore thus says the LORD, who redeemed Abraham, concerning the house of Jacob: “*Jacob shall not now be ashamed, nor shall his face now grow pale; but when he sees his children, the work of My hands, in his midst, they will hallow My name, and hallow the Holy One of Jacob, and fear the God of Israel.*” (Isaiah 29:22-23)

Then the word of the LORD came to me, saying: “*Before I formed you in the womb I knew you; before you were born I sanctified you; I ordained you a prophet to the nations.*” (Jeremiah 1:4-5)

Thus says *the LORD*, who stretches out the heavens, lays the foundation of the earth, and *forms the spirit of man within him.* (Zechariah 12:1)

My highlights in the above verses note the significance of God’s involvement with each of us.

Made in His Image

One of the joys of ICR’s ministry is being able to demonstrate the science that affirms the accuracy and authority of God’s Word. Much of our work is done behind the scenes while our team researches the details and data that are available to us today. My brother Dr. John Morris has often said, “Now is a wonderful time to be a Bible-believing Christian.” There is so much information that has come to light in the past few decades—especially in the past 10 years—that it is sometimes difficult to develop ways to share it all with you.

Many of our readers have purchased the DVD set *Unlocking the Mysteries of Genesis*. The response to this series has been so encouraging that we began immediately to involve our team and resources in a new four-episode DVD series, *Made in His Image: Exploring the Complexities of the Human Body*. The filming, reviewing, post-production, finalizing, and reviewing again (and again) have been completed, and the masters have been sent to the replicators. The set should be in our Distribution Center by November 1! To say that we are excited is an understatement.

Here is a quick summary of the four episodes.

The Miracle of Birth. This episode explores the marvels that take place during gestation and at the moment of birth. The changes that

allow a baby to transition from nine months in a water-world to life on the outside take place in just a few moments. Only a Master Engineer could do such a wonderful thing.

The Marvel of Eyes. What we “see” involves far more than an exchange of photons of light and an instantaneous recognition of our world. Your jaw will drop and your heart will rejoice at what God has done to enable you to see.



Uniquely Human Hands. The human hand is far more wonderful and complex than any other appendage in the living world. From the touch of a loved one to the painting of a masterpiece, our hands are the manifestation of stunning and sophisticated design.

Beauty in Motion. All the mental and physical abilities that make up me and you come together in the majesty of a ballet pirouette or a baseball pitch. The human soul and spirit are part of God’s image—and they both find expression in the athletic performance unique to mankind that confirms creation.

ICR is taking pre-orders through the end of October that will ensure quick delivery as soon as the sets are received at our dock. We are offering a special gift of Dr. Randy Guliuzza’s full-color *Made in His Image* booklet with every pre-order through the end of October. Now is a great time to take advantage of gift ideas for the coming Thanksgiving and Christmas seasons.

Thanks for helping us spread the message of the true blessing that we are made in His image and are “fearfully and wonderfully made.” ●

Dr. Morris is Chief Executive Officer of the Institute for Creation Research.



OCTOBER
4
Dallas, TX – Discipleship University at
First Baptist Church Dallas
(H. Morris III) 214.969.0111

OCTOBER
4-5
Plano, TX
Faith Lutheran Church and School
(F. Sherwin, B. Thomas) 972.632.0902

OCTOBER
7
Plano, TX
Prestonwood Baptist Church
(J. Lisle) 972.820.5000

OCTOBER
9-10
Whittier, CA
Morningstar Christian Chapel
(J. Lisle, T. Clarey) 562.943.0297

OCTOBER
10-11
Pottstown, PA
LifeThirst – Berean Bible Church
(R. Guliuzza, B. Thomas) 610.326.8794

OCTOBER
11
Dallas, TX – Discipleship University at
First Baptist Church Dallas
(H. Morris III) 214.969.0111

OCTOBER
14
Plano, TX
Prestonwood Baptist Church
(R. Guliuzza) 972.820.5000

OCTOBER
15-16
Greensboro, NC – North Carolina Christian
School Association 2015 Convention
(T. Clarey) 919.731.4844

OCTOBER
17
Surrey, BC, Canada – The Creation Science
Association of British Columbia
(J. Lisle) 604.581.5353

OCTOBER
18
Dallas, TX – Discipleship University at
First Baptist Church Dallas
(H. Morris III) 214.969.0111

OCTOBER
21
Plano, TX
Prestonwood Baptist Church
(J. Lisle) 972.820.5000

OCTOBER
23-25
Jefferson, OR – Unlocking the Mysteries of
Genesis Conference – Jefferson Baptist Church
(H. Morris III, J. Lisle, F. Sherwin) 541.905.0618
www.unlockgenesisnw.com

OCTOBER
23-25
Saskatoon, SK, Canada – Creation Science of
Saskatchewan
(R. Guliuzza) 306.373.1685

OCTOBER
25
Chino, CA
Calvary Chapel Chino Hills
(J. Lisle) 909.393.1416

OCTOBER
25
Dallas, TX – Discipleship University at
First Baptist Church Dallas
(H. Morris III) 214.969.0111

OCTOBER
28
Plano, TX
Prestonwood Baptist Church
(T. Clarey) 972.820.5000

UNLOCKING THE MYSTERIES OF GENESIS CONFERENCE

October 23-25
Jefferson Baptist Church
Jefferson, Oregon

www.unlockgenesisnw.com



Henry M. Morris III, D.Min.



Jason Lisle, Ph.D.



Frank Sherwin, M.A.



For more information on these events or to schedule an event, please contact the ICR Events Department at **800.337.0375**, visit www.icr.org/events, or email us at events@icr.org

MADE IN HIS IMAGE THE AMAZING DESIGN OF THE HUMAN BODY

*And the LORD God formed man of the dust of the ground,
and breathed into his nostrils the breath of life;
and man became a living being.*

— GENESIS 2:7 —

Several crucial things are needed to construct a skyscraper: building materials, a detailed plan, and a mind to design and put it all together. After months of planning and working, the building takes shape and, once finished, looks stunning. It's firmly grounded to withstand wind and unpredictable weather. It's supported with precisely arranged metal bars, and it even has aesthetic features. The design is not only admirable but quite apparent. Would someone walk by a skyscraper and think it wasn't designed?



The more we learn about nature, the more we discover just how intricately designed it is—with features far more elaborate than those of the skyscraper. Biological organisms have blueprint-like information (e.g., DNA and epigenetic) and building materials (proteins and others), and the only valid remaining question is whether or not a mind planned and put it all together. But why question the existence of a mind? Whenever we can verify the origination of plans and specifications, they are always the result of purposeful design, and only minds possess the ability to design. And only beings possess minds.

Take the human body. Its profound engineering outshines virtually everything else we see. Even the best scientists and engineers can't come close to replicating its beauty, performance, and complexity. As we study the human body, it becomes apparent that it was the result of an exceptionally intelligent and creative Mind.



This fall, ICR will release *Made in His Image*, a new four-episode DVD series that follows in the footsteps of *Unlocking the Mysteries of Genesis* and explores the most complex and miraculous creations in the universe—us! We'll take viewers on a journey through the development of a baby's exceptional cardiovascular system that is vital to life in the womb, delve into the breathtaking features of the human eye and hand, and explore Christ's marvelous engineering displayed through the abilities of the human body in motion.

The Miracle of Birth

The first episode looks at seven aspects of design that form a principle called *all-or-nothing unity*. This principle states that unless all of the critical parts are in the right place at the right time and in the right amount, none of the expected function is attained. Consultant physician Dr. Joseph Kezele and Dr. Randy Guliuzza describe how the birth of a child perfectly exhibits all-or-nothing unity and the wonderful hand of our all-powerful Creator at work.

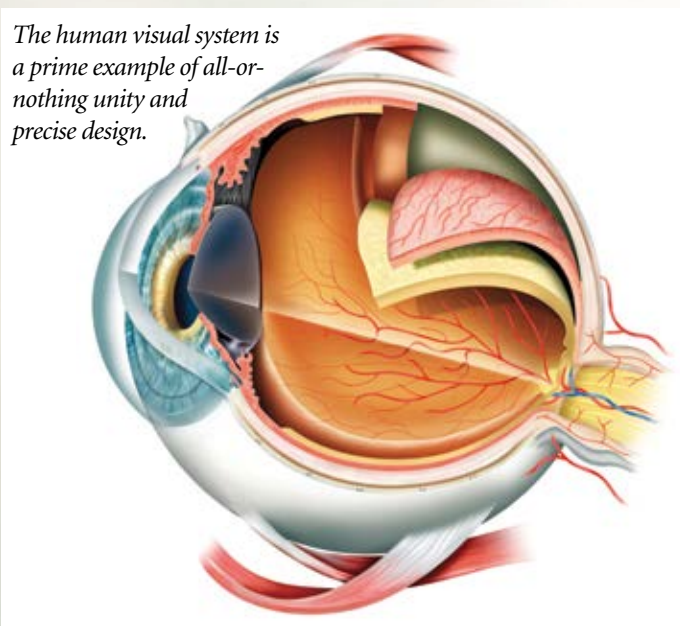
One example is the multiple temporary structures that allow a child to survive in a watery world for nine months and then suddenly

transition into a normal breathing environment after birth. A substitute lung to get oxygen from the mother, shunts that divert most blood around the developing baby's lungs, and blood vessels that connect the baby to the placenta—all of these must work together to enable a baby to thrive in the womb. Within the first 30 minutes after birth, all the temporary vessels, shunts, and openings normally stop functioning, and they permanently close within the next one to two days.

The Marvel of Eyes

The origin of the eye's incredibly complex components has consistently been difficult to explain via a natural process of numerous, successive, slight modifications due to genetic mutations. The Lord Jesus certainly packed a huge amount of functionality into something beautiful, and our eyes not only allow us to see the world but help us to reflect the emotions of our inner spirit. They are a hallmark of God's purpose and elegance.

The visual system develops in the womb with built-in plans and specifications. Tissues form the eye in a precise choreography of carefully timed steps. At the same time, nerves are constructed to bring data from the eyes to the brain.



After a child is born, his eyes take in data. Light photons hit the back of his retina, which converts patterns of light into a flow of electrical signals. These data are sent down the optic nerve to the brain for interpretation into information. However, the brain cannot interpret the data until memories are formed for future reference. Both the processes of retrieving memories and associating them to data patterns are essential to complete the function of sight.

As simple as they seem, even eyelids display complex design. They protect eyes from dust and debris and keep the eyes lubricated. Tears not only help clean your eyes, they also contain antimicrobial



NASA Astronaut Col. Jeffrey Williams

AS WE STUDY THE HUMAN BODY, IT BECOMES APPARENT THAT IT WAS THE RESULT OF AN EXCEPTIONALLY INTELLIGENT AND CREATIVE MIND.

us a sense of our position and direction of movement. Our nervous system carries instructions from the brain to adjust the rest of the body according to the sensory data—enabling a gymnast to vault and stick her landing after a flip, twist, and turn.

Athletes are good at their sports because they practice. The brain stores repetitive muscle movements as skills to be recalled and used at will. The more an athlete repeats a purposeful motion, the more precise and easily recalled the skill will be in his brain.

Everywhere we look—up into the vast and awesome grandeur of the universe or down into the incredible beauty of the inner workings of our bodies—we see great design and purpose, pointing us to the Creator.

agents and other compounds that produce a euphoric effect and help you feel better after crying emotional tears.

Uniquely Human Hands

Human hands are definitely unique, enabling us to perform in ways unmatched by animals. Not only is their physical structure different from comparable hands in the animal kingdom, they are controlled by an unusually large neurological command center in the brain that gives us uniquely human abilities.

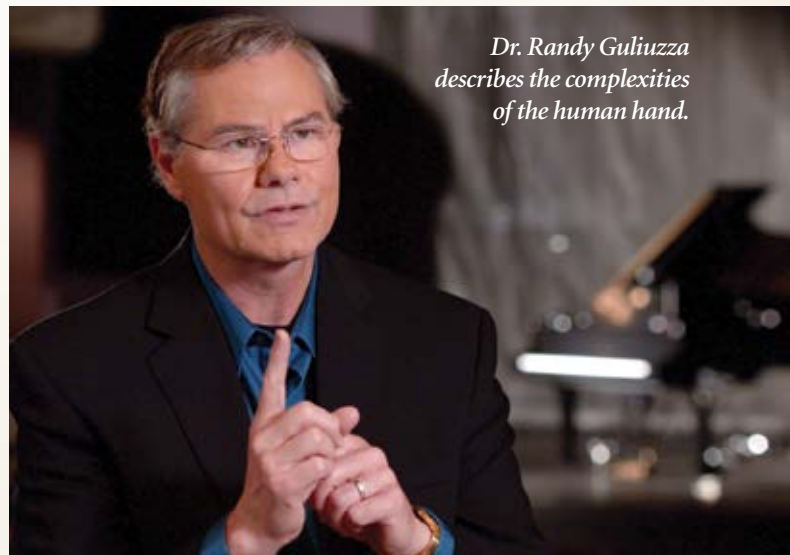
The human hand can perform a variety of grips and movements exhibiting an astonishing amount of flexibility and control. Our hands allow us to grip heavy objects like a hammer or a bowling ball as well as light and fragile objects like a potato chip. The unique ridges and swirls on our fingertips also act as data collectors.

Human hands can also perform rapid movements due to the brain's profound ability to develop a "forward plan" that anticipates movements several steps ahead. This allows pianists to play up to 30 successive notes about 40 milliseconds apart.

Beauty in Motion

The human body is the ultimate example of the marriage of design and function, enabling athletic abilities that showcase just how perfectly God engineered us. It takes all parts functioning together as one well-balanced system to achieve amazing athletic feats like ballet or skiing or throwing a baseball.

To help us balance, we have an interconnected control system in our ears known as the *vestibular system*—a great example of a biologically complex system with multiple parts working together for a single purpose. Our *maculae* give us straight-line movement data, while semicircular canals give us circular-motion data. Our brains interpret the data from the maculae and semicircular canals to give



Dr. Randy Guliuzza describes the complexities of the human hand.

In spite of the many other wonders we witness, you and I are the most efficient, complex, and astonishing work that our omnipotent and omniscient Designer ever made.

So God created man in His own image; in the image of God He created him; male and female He created them. (Genesis 1:27)

The *Made in His Image* DVD series showcases God's incredible design in the human body and demonstrates that there's so much more to us than just well-engineered physical anatomy. As you witness the wonders of God's work in the human body, we pray that you'll be reminded of His deep desire to have His creation reconciled to Himself. We hope you experience the sense of reverence, worship, and knowledge of the Lord Jesus that He intended when first He created you in His own image. ●

MADE IN HIS IMAGE

Special Offer: \$39⁹⁹
Pre-order and get a bonus gift—
see details below.



A four-episode DVD series on the complexities of the human body

This DVD series contains English closed captions and subtitles in English, Spanish, Chinese, Arabic, and Korean!

Set includes one viewer guide.



Episode 1: The Miracle of Birth. Only a masterful Creator could enable a baby to thrive in a watery world for nine months then suddenly live in an air-breathing environment at birth. Witness His incredible design from gestation to birth.



Episode 2: The Marvel of Eyes. The intricate engineering of the human visual system is vital for cognitive development from infancy through adulthood.


COMING THIS NOVEMBER!

HIS IMAGE

“God created man in His own image.”

— Genesis 1:27 —

M*ade in His Image*, ICR’s new DVD series, takes audiences on a journey through the most complex and miraculous creation on Earth—us! There is no better example of complex, conscious design than the human body. Featuring medical, engineering, and other experts, *Made in His Image* fascinates audiences with mind-blowing facts, dazzling imagery, and memorable illustrations.



Episode 3: Uniquely Human Hands. Human hands and muscles display purposeful design, granting us unique abilities controlled by a sophisticated nervous system.



Episode 4: Beauty in Motion. This final episode illustrates the peak of human ability through athletic performance and highlights the aspects of complex design that confirm divine creation.

ICR.org/MadeInHisImage

Special Offer: \$39⁹⁹
plus shipping/handling

Pre-order before October 31 and get a free bonus gift—Dr. Randy Guliuzza’s *Made in His Image* booklet!



Creation Research Society Meets at ICR

ICR was very pleased to host the fifth annual Creation Research Society (CRS) conference this year July 31–August 1 in Dallas. Many attendees arrived early for a reception at ICR the evening before the conference began. It was a great time of fellowship with fellow scientists and others who hold the Word of God in high esteem. I always enjoy seeing old friends and making new ones.

The CRS conference was a great opportunity for creation scientists to come together to present and discuss the latest research on the issue of origins. Topics of discussion included astronomy, geology, biology, and others. Several new models were presented, and some old models were challenged. It's always exciting to see the latest research results in various disciplines.

Dr. Kevin Anderson opened the conference with a fascinating presentation summarizing the many discoveries of soft tissue in dinosaur remains. He also covered the more popular “rescuing devices” that evolutionists use to attempt to save their belief in deep time from the overwhelming evidence to the contrary. Can soft tissue be preserved by iron extracted from hemoglobin? The science just doesn't support that conclusion. The decay rates of collagen and DNA have been studied and simply do not agree with the belief that dinosaurs died millions of

years ago. For details, see the recent iDINO issue of the *Creation Research Society Quarterly* (volume 51, number 4, spring 2015, available at CRSbooks.org).

A number of ICR researchers presented their latest findings. To select just two from many, Dr. Tim Clarey presented some of his preliminary results on megasequences—extensive sedimentary rock units that suggest the stages in which the global Flood occurred. And Dr. Jeff Tomkins presented his research comparing the human genome with the chimpanzee genome. Most people don't realize the extent of the evolutionary assumptions that have gone into constructing the chimp genome. Secular scientists have used the human genome as a guide to assemble chimpanzee DNA sequences based on the assumption of common ancestry. Dr. Tomkins is performing a *de novo* assembly of the chimpanzee genome and is research-



ICR's Dr. John Morris

ing more objective algorithms and methods by which human and ape genomes may be compared.

I was intrigued by some of the information brought forth in my own field of astronomy. Wayne Spencer discussed the Rossiter-McLaughlin effect, by which the orientation of transiting extra-solar planets can be estimated. He showed that a substantial fraction of the planets so far discovered have an orbital plane that is highly tilted relative to their star's rotation axis. Some even orbit “backward”—in the opposite direction that their star spins. This information is starkly contrary to secular expectations. The secular model has planets and stars forming from a collapsing nebular disk—in which case the star and all its planets should rotate and revolve in the same plane.

Also, as Dr. Bob Hill showed, the New Horizons mission found compelling evidence of geological activity on Pluto. This was certainly surprising for the secularists who expected to find a cold, frozen, dead world scarred by countless craters accumulated over billions of years. Instead, they found few craters, large mountains comparable to the earth's Rocky Mountains, and an enormous heart-shaped plane laid out in a quasi-polygonal pattern. This would seem to indicate lots of geological activity driven by internal heat. This confirms the biblical timescale because Pluto is far too small to retain heat over billions of years. Pluto's largest moon, Charon, also has rugged surface features—ridges and chasms—suggesting recent geological activity.

What an exciting time to be a creationist! If you are interested in these kinds of issues, consider becoming a member of the Creation Research Society. Check out their website at CreationResearch.org.

Dr. Lisle is Director of Research at the Institute for Creation Research and received his Ph.D. in astrophysics from the University of Colorado.



ICR's Dr. Jake Hebert discusses the Milankovitch theory.

The Ultrasonic War Between Bats and Moths

Picture a calm summer evening. Most people are only dimly aware of the aerial creatures that may dart and dive nearby.

Indeed, many would think these animals are birds unless their activity is closely observed. They would be surprised to discover these flying creatures are actually bats using their designed sonar to detect and track insects as small as mosquitos—prey these bats pick up and devour on the wing and in the dark.

Looking at the amazing design features

diverse directions, and bats use this mechanism to build a virtual image with remarkably detailed features. A press release reporting on these studies states this gives the

“bats access to comparable information about objects as we obtain with our eyes.”⁵

One of the more fascinating relationships in the animal world is the ultrasonic war between moths and bats. The Creator designed in some moths (e.g., the hawk moth) and a host of other insects the ability to pick up specific phases of bat sonar by way of unique cells imbedded in the insect’s body.

When sonar impulses strike the moth’s body, these receptor cells send a message (action potential) up to the moth’s brain alerting it to bat activity nearby. The moth knows it’s in danger and takes evasive action.

Recently, it was discovered that when some types of bats encounter these evasive moth maneuvers, the bats engage in countermeasures. Specifically, in the last phase of their pursuit, the bats widen their beam of echolocation to keep their supper within the “acoustic field of view.” Jakobsen et al state, “Thus, beam broadening is not a general property of echolocation, but we hypothesize that maintaining a broad acoustic field of view is crucial for all

echolocators hunting moving prey.”⁶

Future research into this amazing bat biosonar promises to further verify God’s “clearly seen” creative hand (Romans 1:20). ●

References

1. Futuyma, D. J. 2013. *Evolution*, 3rd ed. Sunderland, MA: Sinauer Associates, Inc., 1.
2. Benton, M. J. 2005. *Vertebrate Palaeontology*, 3rd ed. Malden, MA: Blackwell Publishing, 376.
3. Hickman, C. et al. 2011. *Integrated Principles of Zoology*, 15th ed. New York: McGraw-Hill, 631.
4. Goerlitz, H. R., D. Genzel and L. Wiegrebe. 2012. Bats’ avoidance of real and virtual objects: implications for the sonar coding of object size. *Behavioural Processes*. 89 (1): 62-67; Heinrich, M. et al. 2011. The sonar aperture and its neural representation in bats. *Journal of Neuroscience*. 31 (43): 15618-15627.
5. How bats ‘hear’ objects in their path. University of Bristol press release. Posted on bristol.ac.uk November 24, 2011 accessed June 26, 2015.
6. Jakobsen, L., M. N. Olsen, and A. Surlykke. 2015. Dynamics of the echolocation beam during prey pursuit in aerial hawking bats. *Proceedings of the National Academy of Sciences*. 112 (26): 8118-8123.

Mr. Sherwin is Research Associate, Senior Lecturer, and Science Writer at the Institute for Creation Research.




of a typical bat, Douglas Futuyma assumes “the only scientific explanation of adaptations is the theory of evolution by natural selection.”¹

Yet, there is another, more logical explanation of bat origins found in Genesis. Looking at the fossil record, we find, unsurprisingly, that bats have always been bats. There are no evolutionary intermediates between any four-legged rodent and today’s two-legged, two-winged bat; there are no fossils of non-flying bats. Supposedly, the oldest fossil bats are from Wyoming (e.g., *Icaronycteris* and *Onychonycteris*) and Europe dated by evolutionists to the early Eocene. Neither can evolutionists explain the exquisitely designed bat biosonar that uses sound waves rather than radio waves. Michael Benton states, “The evolution of echolocation in bats has been hard to resolve.”²

Hard to resolve or not, zoologists have discovered bats use this amazing biosonar echolocation system to determine the texture, size, density, and shape of an object. “A bat builds a mental image of its surroundings from echo scanning that approaches the resolution of a visible image from eyes of [daytime] animals.”³

Research has documented this amazing claim. Scientists at the Universities of Munich and Bristol discovered a unique mechanism bats use to perceive object size.⁴ Bats are able to detect tiny timing differences between when a sound reaches each ear. Sounds arrive from



Evolution's Top Example Topples

On February 24, 1988, evolutionary biologist Richard Lenski began an ingenious ongoing experiment to test and demonstrate evolution. He and his co-workers have nursed thousands of generations of the common gut bacterium *Escherichia coli*, feeding them broth with limited nutrients. The team watched for decades to see if the germs might evolve a solution to this low-nutrient challenge. After about 31,500 generations, some finally cracked the code and changed. Evolution promoter Richard Dawkins wrote that this was “a beautiful example of evolution in action,” and that “creationists hate it.”¹

The *Harvard Gazette* recently wrote, “Though the bacteria were originally genetically identical, they have evolved.”¹ How could anybody doubt statements like this in light of what happened? But two genetic details topple this “beautiful example of evolution.”

Lenski's team adds an energy molecule called *citrate* to the bacteria's broth. All normal *E. coli* have a protein gate that brings citrate into the cell by trading out another chemical, but only when oxygen is absent. In wild *E. coli*, molecular switches interact with the gate genes' promoter region to

build more gates when oxygen levels drop. After about 31,500 generations, the germ's cellular machinery cut out and pasted these genes into another spot on the bacteria's DNA. The new location already contained an “on” promoter. These new mutants began promoting gate production even with oxygen present. This “evolved” bacterium could now import and use citrate in the presence of oxygen but was “surprisingly weak when it first appeared.”²

What really happened here? A mutation caused a *loss* of regulation. In the scientists' special soup, bacteria with this loss grow for a little longer than others that could still regulate their citrate-gate production.

After about 33,000 generations, something dramatic changed. Those mutants' descendants suddenly grew like gangbusters, consuming more citrate. When researchers first described this development in 2012, they speculated that mutations constructed new and complicated cellular machinery, but others have since revealed that the second change was not nearly that impressive.³

Instead of gaining new features, the bacteria lost regulation over an additional gate protein—one that pumps the sugar *succinate* into the cell. A mutation damaged its genetic “off” switch. Cells with both mutations now have two unregulated genes, both producing transport gates. One gate im-

ports citrate by trading out a succinate, and the other pumps in more succinate that can then be traded. By these losses of regulation, citrate lands on the menu even with oxygen present, and the bacteria grow faster than previous generations.

Normal *E. coli* with intact genetic regulators retain the tools to cope with ever-changing conditions. But throw these mutants into any natural environment and they would fade to the back of the pack as they waste energy making so many extra gates.

So, did Lenski's bacteria evolve? Well, mutations did help them use more citrate, but only by losing healthy regulation. Molecular biologist Michael Behe wrote,

This is evolution by degradation. All of the functional parts of the system were already in place before random mutation began to degrade them. Thus it is of no help to Darwinists, who require a mechanism that will *construct* new, functional systems.⁴

We could *say* that a man who lost both arms “evolved” the ability to wriggle through a small pipe leading to a new food source, but how would he fare among robust peers with arms? It is the same with these “evolved” bacteria. Lenski's experiment has now surpassed 50,000 *E. coli* generations. After all those opportunities to prove evolution can construct something new, these germs have merely shown beautiful examples of degradation in action. ●

References

1. Dawkins, R. 2009. *The Greatest Show on Earth: The Evidence for Evolution*. New York: Free Press, 117, 130.
2. Quandt, E. M. et al. 2014. Recursive genomewide recombination and sequencing reveals a key refinement step in the evolution of a metabolic innovation in *Escherichia coli*. *Proceedings of the National Academy of Sciences*. 111 (6): 2217-2222.
3. Blount, Z. D. et al. 2012. Genomic analysis of a key innovation in an experimental *Escherichia coli* population. *Nature*. 489 (7417): 513-518.
4. Behe, M. A. Blind Man Carrying a Legless Man Can Safely Cross the Street: Experimentally Confirming the Limits to Darwinian Evolution. *Evolution News*. Posted on evolutionnews.org January 11, 2012, accessed August 13, 2015. Emphasis in original.

Mr. Thomas is Science Writer at the Institute for Creation Research.



Image credit: Centers for Disease Control and Prevention.

Q: Can Carbon Dating Be Trusted?

A: How many times have news reports asserted that an old bone, shell, or piece of charcoal was carbon-dated as tens of thousands of years old? These age assignments clash with the Bible's record, which indicates a maximum age for the universe of six or so thousand years. Should carbon-based "ages" force us to reject biblical history?

The carbon-dating technique measures amounts of a radioactive version of carbon called carbon-14 (C-14). C-14 nuclei emit particles and energy at a steady, measurable rate as they decay to become stable nitrogen-14 nuclei. Researchers build a carbon-based age estimate by comparing the amount of C-14 in a specimen with the amount *they think* it had when it was first deposited. Then they apply C-14's decay rate to the difference to calculate an age range.

But can anyone know exactly how much C-14 an artifact originally had? Not without a time machine. Also, in rare cases, C-14 might seep into or leach from a sample after it was deposited. One must *assume* answers to this and other questions. So while news reports sound absolutely confident when quoting C-14 results, we know those dates did not come from directly measurable science; they came from measurements that scientists interpreted using their assumptions about the past.

Consider a shell or bone deposited during the Ice Age. Would it have started out with more or less C-14 than today's shells or bones? Would processes like cooling or water circulation have affected its C-14 content? Or take the case of organic remains buried during Noah's Flood. We know even less about those times. Secular researchers assume the Flood never happened, so they feel free to apply today's conditions to the



distant past. This bias distances them from objective answers.

If a specimen started out with a smaller amount of C-14 than is assumed, its carbon "age" can look older than its real age to those who base their calculations on modern C-14 levels. This likely explains those news reports citing carbon ages of tens of thousands of years.

What could have caused Ice Age or Flood animals and plants to have less C-14 than modern creatures? Possibly the answer lies in Earth's decaying magnetic field.¹ It used to be stronger, shielding more of the high-energy cosmic rays that strike nitrogen atoms in the upper atmosphere and convert them to C-14 atoms. This could have dramatically reduced C-14 production. Less C-14 in the ancient atmosphere would show up as older carbon dates in remains of organisms that acquired carbon either directly or indirectly from the atmosphere.

But what about carbon-dating more recent deposits—say, one to three millennia old? Their "ages" often match nearby

markers like coins depicting kings known from written records. As one of many examples, archaeologists obtained C-14 results for charcoal found at settlements on Mount Gerizim next to the biblical city of Shechem. They wrote, "The results of the C-14 dating generally confirmed the dates we posited for the first phases of the precinct, based on the pottery and the coins discovered."²

Should we trust carbon dates? C-14 results lose reliability the further back in time they go. Thus, carbon "ages" for the oldest fossils don't match their actual ages—though they fall much closer to biblical than evolutionary age expectations for Flood fossils.³ It appears that carbon dates of relatively recent artifacts often fit reality, but carbon dates from the distant past do not. ●

References

1. Snelling, A. 2008. Radiocarbon Ages for Fossil Ammonites and Wood in Cretaceous Strata near Redding, California. *Answers Research Journal*. 1: 123-144.
2. Lipschits, O., G. N. Knoppers, and R. Albertz, eds. 2007. *Judah and the Judeans in the Fourth Century B.C.E.* Winona Lake, IN: Eisenbrauns, 180.
3. Thomas, B. 2015. Carbon-Dating Fossils. *Acts & Facts*. 44 (8): 8.

Mr. Thomas is Science Writer at the Institute for Creation Research.

CONFORMED TO HIS IMAGE

H E N R Y M . M O R R I S , P H . D .

“And as we have borne the image of the man of dust,
we shall also bear the image of the heavenly Man.”

(1 CORINTHIANS 15:49)

One of the most amazing promises of the Word of God is that those who “love God” and are “the called according to His purpose” are those whom “He also predestined to be conformed to the image of His Son” (Romans 8:28, 29).

Adam and Eve were created in His image physically in the beginning. “So God created man in His own image . . . male and female He created them” (Genesis 1:27). Presumably this means they were created in the physical form that God knew He would assume when, in the fullness of time, He would become man Himself, in the person of His Son, Jesus Christ.

That image was marred when Adam (and, in Adam, all men) sinned. Nevertheless, it can be restored spiritually when we receive Christ and “have put on the new man who is renewed in knowledge according to the image of Him who created him” (Colossians 3:10).

But this is not all. As our text reveals, we who have been made in God’s earthly image, both physically and spiritually, will also, in due time, receive His heavenly image. This will take place when Christ returns. At that time, “we shall all be changed, in a moment, in the twinkling of an eye . . . and the dead will be raised incorruptible, and we shall be changed” (1 Corinthians 15:51-52).

In what way shall we be changed? The Lord Jesus Himself “will transform our lowly body that it may be conformed to His glorious body” (Philippians 3:21). His body, after His resurrection, was still His physical body, but it was no longer subject to pain or death and was able to pass through walls and to speed rapidly from Earth to heaven. That is “the image of the heavenly Man” to which we shall be conformed some day soon! For “we know that when He is revealed, we shall be like Him, for we shall see Him as He is” (1 John 3:2). ●

Dr. Morris (1918-2006) was Founder of the Institute for Creation Research.

A Place to Discover How Science Confirms Creation

Imagine a place where generations can go to discover how science and faith reveal the same truth.

Here at the Institute for Creation Research, we have a vision to build just that kind of place—where children, families, and adults of all ages, Christians and skeptics alike, can explore the scientific evidence confirming God's creation message. ICR has demonstrated the magnificent harmony between science and the Bible faithfully for over 45 years through books, DVDs, nationwide speaking events, and online resources. Now we have the opportunity to expand our reach in a new direction through the construction of a museum and planetarium.

This dream has been on our hearts for some time. In this age of technology and visual media, interactive museum exhibits and engaging presentations in a state-of-the-art planetarium and lecture hall will be a highly effective avenue for ministry. In fact, we purchased the vacant property east of our current office location in Dallas, Texas, several years ago with this thought in mind—we planned ahead for this day.

We are still in the early stages of planning as architectural renderings are developed, initial donations are received, and we determine the feasibility of such a grand project that has the potential to impact so many people.

But this is not just an undertaking for ICR. We need you to come alongside as partners in this mission. Do you have a heart to see lives changed with God's creation message? To witness the faith of believers strengthened in the knowledge of truth? If so, would you join us in pursuing this vision? Please pray as we move forward. We can't wait to tell you more in the days ahead about how you can play a significant role in making this new arm of creation ministry a reality.

For more information and to donate, go to www.ICR.org/Museum



Penguin Eggs to Die For

There is a way that seems right to a man, but its end is the way of death. (Proverbs 14:12)

During January–March 1912, Captain Robert Scott and four other optimistic members of the British Antarctic Terra Nova Expedition braved the bitter-cold summer weather of Antarctica’s Ross Ice Sheet, hoping to be the first to discover the South Pole. Another hope of his team’s quixotic quest was to acquire early-development-stage emperor penguin (*Aptenodytes forsteri*) eggs for marshaling scientific evidence trying to prove the so-called “law” of phylogenetic recapitulation, which holds that embryos reflect the stages of their evolutionary past as they develop. Many assumed this theory, championed by Ernst Haeckel and Charles Darwin, would provide the missing mechanism for

justifying Darwin’s natural selection theory.¹

It was Captain Scott’s second—and last—expedition to Antarctica. One survivor, Apsley Cherry-Garrard, called it “the worst journey in the world.”¹

It was beyond disappointing for three reasons: 1) Roald Amundsen’s Norwegian *Fram* Expedition exploration party beat the Brits to the South Pole by about a month, reaching it on December 14, 1911; 2) Scott’s team of five froze to death in the wild weather of Antarctica’s Ross Ice Shelf near the end of March 1912, about 150 miles from their base camp; and 3) to the disappointment of Scott’s chief science officer, Edward Wilson (who died with Scott), the penguin eggs refuted Haeckel’s “law” of recapitulation.^{1,2}

Although the research venture was hoped to support Darwin’s natural selection theory, the cold, hard facts refused to cooperate. This surprise—to evolutionists but not to creationists—is summarized by BBC reporter Megan Lane as follows:

Of the 2,000 specimens of animals collected by Scott and his team—400 of which were newly discovered—the jewel in the crown was a trio of Emperor penguin eggs. It was hoped [by Darwinism supporters] that these would provide long-awaited proof of Darwin’s theory of evolution.

At the time, it was thought [by evolutionists] an embryo passed through all [phylogenetic] stages of its species’ evolution as it developed. And as the [British evolutionists] assumed the flightless Emperor penguin to be the world’s most primitive bird, they hoped the embryos in these eggs would show the link between dinosaurs and birds.

The birds had been seen before, but never with their eggs. “It was the greatest biological quest of its day,” says polar historian David Wilson, whose

Scott and group taken on return of the Southern Party.

Image: public domain.

great-uncle, Edward Wilson, was Scott’s naturalist. “Then they collected the eggs, and all the theories turned out to be wrong.”³

Amazingly, against all the real-world evidence, like the three penguin eggs Wilson and the others died for, the “dinosaur-to-birds” fairy tale is still being fabricated and falsely advertised a century later¹ through science fiction movies like *Jurassic Park* and *Jurassic World*—and even in research laboratories that commit evidence spoliation with dinosaur DNA data.⁴

Like the fictional windmill-tilting Don Quixote, evolutionists can be dream-driven diehards. But, for those who risk their lives and fortunes trying to prove Darwin right and Genesis wrong, the pipe dream—in the end—becomes a nightmare of cold reality. ●

References

1. This article is an abridged version of Johnson, J. J. S. Penguin Eggs to Die for: Forensic Science Perspectives on the AD1912 Tragedy in Antarctica, Disappointing Natural Selection Apologetics and Phylogenetic Theory, presented at the Creation Research Society Conference, Dallas, Texas, July 31, 2015; 50 pages. See also Williams, I. 2009. *With Scott in the Antarctic Edward Wilson: Explorer, Naturalist, Artist*. Stroud, Gloucestershire, UK: The History Press; and Mitchell, E. Recapitulation Repackaged and Re-Applied: The rehabilitation of Haeckel’s image. Answers in Genesis. Posted on answersingenesis.org July 31, 2013, accessed August 1, 2015.
2. Of interest to biblical creationists, Captain Scott’s team collected about 35 pounds of plant fossils in Antarctica, showing that Antarctica was previously forested—obviously under milder climate conditions. On the importance of forests in Antarctica, see Davis, B. Forest in Antarctica After the Flood? Posted on answersingenesis.org July 1, 2010, accessed July 28, 2015.
3. Lane M. Four things Captain Scott found in Antarctica (and one that found him). *BBC News Magazine*. Posted on bbc.com November 2, 2011, accessed July 28, 2015.
4. Regarding how dinosaur DNA evidence is being censored in academic circles to avoid spoiling evolutionist mythology, see Johnson, J. J. S., J. Tomkins, and B. Thomas. 2009. Dinosaur DNA Research: Is the tale wagging the evidence? *Acts & Facts*. 38 (10): 4-6.

Dr. Johnson is Associate Professor of Apologetics and Chief Academic Officer at the Institute for Creation Research.



Emperor penguin eggs

Image: public domain.



The Polar Party at the South Pole. These are the five men who died: Lawrence Oates, Robert Scott, Edgar Evans stand, Henry Bowers and Edward Wilson sit in front.

Image: public domain.

Giving Opportunities This Fall

Fall marks a pivotal time for nonprofit Christian ministries like ICR. Annual workplace giving campaigns are underway, while various charitable opportunities with significant tax-saving benefits take on new importance as the end of the year approaches. With the announcement last month that ICR plans to build a robust science museum and planetarium on our campus in Dallas, Texas, as well as continue producing high-quality DVD series like *Unlocking the Mysteries of Genesis* and *Made in His Image*, there is no better time to help us fulfill our unique mission for the cause of Christ.

IRA Owners. As of this writing, the IRA Charitable Rollover is working its way through Congress, and experts believe it will likely be approved this fall. This special provision will allow IRA owners 70½ years or older to authorize charitable gifts up to \$100,000 directly to ICR without declaring them as income, providing the twofold advantage of tax-free giving while satisfying required minimum withdrawals. If this seems right for you, prepare to contact your IRA administrator as soon as this excellent program is approved.

Workplace Giving Campaigns. As a federally recognized 501(c)(3) nonprofit ministry that meets rigorous ethical and financial standards, ICR is a qualified charity for the following workplace giving programs offered by government and large corporate organizations.

- **Combined Federal Campaign.** U.S. federal government workers and military personnel can support ICR's research and educational programs via automatic payroll deduction through the Combined Federal Campaign (CFC). Our CFC identification number is **23095**, or look for ICR in the National/International section of your campaign brochure when making your pledge this fall.
- **State Employees in CA and TX.** Like the CFC program, state employees in California and Texas can give directly to ICR through their employee workplace campaigns. Please consider designating the *Institute for Creation Research* on your pledge form this season.
- **Employees of Large Corporations.** Employees of companies that offer annual charity drives (often through United Way) can designate gifts to ICR by providing our name and address in the "Write-

In Organization" section of the pledge form.

Stock Gifts. With the volatility in the stock market, this may be a good time to give appreciated stocks, bonds, or mutual fund shares to ICR in support of our ministry. Shares that have been held for at least one year can be gifted directly to ICR, providing a tax deduction at their full current value while completely avoiding tax on any gains. Contact ICR and let us help facilitate your gift, or visit www.icr.org/donate_stocks to learn more.

For Senior Donors. For ICR supporters age 65 or older, Charitable Gift Annuities provide the highest *guaranteed* returns in the market today (e.g., between 4.5% and 9%, depending on age). For as little as \$10,000, you can invest in an ICR gift annuity that provides guaranteed income for life, a present tax deduction, and a tax-free portion on future payments—benefits most other secure investments cannot match. If you would like to support ICR's work but still need ongoing income, this option may be perfect for you. Not all states qualify, so contact us for a customized proposal, or use the Planned Giving link at www.icr.org/donate to create your own.

Cash Gifts. "Cash is king," as they say in the business world, and there is no doubt cash gifts are the lifeblood of ICR's ministry. While the opportunities previously described are certainly beneficial, they will never replace cash as the most versatile and helpful form of support. Thankfully, our nation still acknowledges all donations to qualified charities like ICR as fully tax deductible, so please consider blessing our ministry with a special gift this season.

ICR is grateful for those of you who serve alongside us with your financial support, and we truly "thank...God upon every remembrance of you" (Philippians 1:3). But we only move forward as God provides through you, so please prayerfully consider these opportunities to support our ministry. We welcome the opportunity to serve you. You can contact us at 800.337.0375 or stewardship@icr.org.

Mr. Morris is Director of Donor Relations at the Institute for Creation Research.



PRAYERFULLY
CONSIDER
SUPPORTING
ICR

— GALATIANS 6:9-10 —

Through

- Online Donations
- Stocks and Securities
- Matching Gift Programs
- CFC (Federal/Military Workers)
- Gift Planning
 - Charitable Gift Annuities
 - Wills
 - Trusts

Visit icr.org/give and explore how you can support the vital work of ICR ministries. Or contact us at stewardship@icr.org or **800.337.0375** for personal assistance.

ICR is a recognized 501(c)(3) nonprofit ministry, and all gifts are tax-deductible to the fullest extent allowed by law.



I'm excited to see Dr. Henry Morris III diving in to audio ["Heroes and Villains: Adam and Eve" podcast on HenryMorris3.com]! Of all the things modern technology has done for my life, having chore time transformed into Continuing Creation Education time has been one of the biggest blessings. Hopefully, this is a harbinger of more to come from the Institute for Creation Research!

— C.F.



Thank you for working on all that computer stuff so we are able to receive the *Days of Praise* via email. There are so many times I read the paper version that our church gets and want to share a day's devotional with a friend. Now I can just email the devotional. I especially look forward to reading *Acts & Facts*. ICR came to our church in PA many years ago, and it's that ministry that brought me "back to the Lord" after being inundated with garbage from a "Christian" college. Thank you again for all your work. Praying that the Lord strengthens and protects your ministry and all the folks who serve.

— S.M.

Our church mission group prayed for ICR recently. We asked God to help you with your production of the *Made in His Image* video series. We also prayed for the scientists


who are speaking and debating in different areas. Thank you for your ministry for the Lord!

— D.O.



I just wanted to share a little testimony about one of your great products. I've purchased many through the years and have enjoyed them all. This past February I purchased the new dinosaur book [*Guide to Dinosaurs*] geared towards children. My grandson loves dinosaurs and knows so much about them. I thought this book would be a great present for his seventh birthday. When he opened the package, he screamed, "I love this!" He sat right down and looked through the entire book. My son was amazed; he said that when he was a kid, getting a book was not his favorite gift. However, his son, a child after my own heart, devoured this book. Every time I see him, he tells me something new he learned while reading it. The other day he confided to me, "Grandma, that is the best gift ever!" Just thought you would enjoy hearing this candid evaluation of one of your exceptional products. Keep up the good work!

— S.T.



Thank you so much for your daily [*Days of Praise*] emails. It has been such a great blessing to my needy heart. It warms the heart! Some I read over and over. My husband was translated to glory on June 18, 2015, after a long illness. May God visit and bless you all.

— S.J.

[In the August 2015 *Acts & Facts* article "Does Genesis Matter to the Gospel?"] I appreciated Mr. [Brian] Thomas' direct and scriptural response to this question. Genesis certainly does matter. In his [1969] book *Evolution and Christian Faith*, Dr. Bolton Davidheiser wrote:

In the first place, the theory of evolution cannot be reconciled with the historical account of creation as presented in the Bible. In the second place, the theory of evolution cannot be reconciled with the basic Christian doctrine of salvation by grace, because this is based upon the historical account of the fall of man. If there never was a historical fall of man through disobedience to God, then there is no need of a redeemer, and Christ therefore was a martyr instead of the Savior. Acceptance of a theory of evolution leads logically to a religious position which, if called Christian, is Christian in name only.

Mr. Thomas, thank you for the clear gospel message in your response to the question.

— P.B.



EDITOR'S NOTE: The late Dr. Bolton Davidheiser was once an evolutionist. He earned a Ph.D. degree in zoology at Johns Hopkins University. Dr. Davidheiser studied the creation/evolution debate, gave up his evolutionary beliefs, and eventually became convinced of a biblical creation and a young earth.

Have a comment? Email us at editor@icr.org or write to Editor, P. O. Box 59029, Dallas, Texas 75229.
Note: Unfortunately, ICR is not able to respond to all correspondence.

TRUTH ON TOUR DVD SETS

Save when you buy DVDs as a set.



Truth on Tour – 2-DVD set featuring Dr. Henry Morris III

Sale \$14.00 (reg. \$19.98)

Item Number: SDTOT-05

Geology and the Great Flood
(42 minutes)

Creation: A Bible Basic
(40 minutes)




Truth on Tour – 2-DVD set featuring Dr. Jason Lisle

Sale \$14.00 (reg. \$19.98)

Item Number: SDTOT-04

The Secret Code of Creation
(48 Minutes)

Astronomy Reveals Creation
(62 minutes)



Truth on Tour – 2-DVD set featuring Dr. Randy Guliuzza

Sale \$14.00 (reg. \$19.98)

Item Number: SDTOT-06

**The Human Body: Divine
Engineering**
(67 minutes)

Human Design: The Making of a Baby
(65 minutes)



Truth on Tour – 3-DVD set

Sale \$20.00 (reg. \$29.97)

Item Number: SDTOT-02

The Ice Age: Real and Recent
(63 minutes)

Dr. Jake Hebert

The Human Body: Divine Engineering
(67 minutes)

Dr. Randy Guliuzza

**Dinosaurs and Man: Five Clues to
Dinosaur Origins**
(63 minutes)

Brian Thomas



Truth on Tour – 4-DVD set

Sale \$30.00 (reg. \$39.96)

Item Number: SDTOT-4A

Creation: A Bible Basic
(40 minutes)

Dr. Henry Morris III

**The Human Body: Divine
Engineering**
(67 minutes)

Dr. Randy Guliuzza

The Ice Age: Real and Recent
(63 minutes)

Dr. Jake Hebert

The Secret Code of Creation
(48 Minutes)

Dr. Jason Lisle



Truth on Tour – 4-DVD set

Sale \$30.00 (reg. \$39.96)

Item Number: SDTOT-4B

Geology and the Great Flood
(42 minutes)

Dr. Henry Morris III

**Dinosaurs and Man: Five Clues to
Dinosaur Origins**
(63 minutes)

Brian Thomas

Astronomy Reveals Creation
(62 minutes)

Dr. Jason Lisle

Human Design: The Making of a Baby
(65 minutes)

Dr. Randy Guliuzza

Please add shipping and handling to all orders. To order, visit ICR.org/store or call **800.628.7640**.

Prices good through October 31, 2015, while quantities last.

Partner with ICR through the Combined Federal Campaign



P. O. Box 59029, Dallas, TX 75229
www.icr.org

United States federal and military employees can uphold the authority and accuracy of Scripture by supporting the Institute for Creation Research through this year's **Combined Federal Campaign** (CFC). Our CFC identification number is **23095**, and our charity classification is National/International.

For questions regarding CFC donations, please contact ICR at stewardship@icr.org or **800.337.0375**.



The Independent Charities Seal of Excellence has been awarded to ICR. The Independent Charities of America and Local Independent Charities of America have certified that ICR meets the highest standards of public accountability, program effectiveness, and cost effectiveness. These standards include those required by the U.S. Government for inclusion in the Combined Federal Campaign, probably the most exclusive fund drive in the world.

Of the 1,000,000 charities operating in the United States today, it is estimated that fewer than 50,000, or 5 percent, meet or exceed these standards, and of those fewer than 2,000 have been awarded this seal.



The Evangelical Council for Financial Accountability (ECFA) provides accreditation to leading Christian nonprofit organizations that faithfully demonstrate compliance with established standards for financial accountability, fundraising, and board governance.

Don't Forget!

State employees of Texas and California can also support ICR through state charitable campaigns.



Your Combined Federal Campaign (CFC) donation to ICR is tax-deductible!